



If a student walks to school, parents need to talk to them about the following steps when crossing the street:

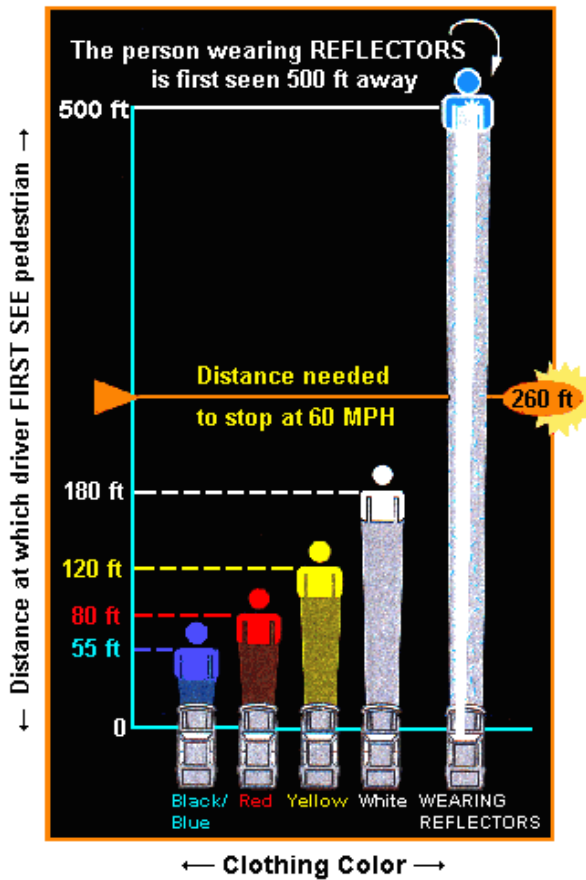
Cross the street at the corner

Look both ways before crossing the street

Wear proper clothing for the weather conditions


Beware of strangers

Remember that policemen are you friends. They want to help you stay safe.



NIGHT TIME VISIBILITY

With the busy schedules that so many of us keep, we often find ourselves going for a walk after dinner, when daylight starts to fade. It's important to remember to carry a flashlight, or to slip a reflective wristband on the arm facing traffic to let driver know that you're there!



SAFETY EDUCATION FOR PARENT AND CHILD



SAFE SCHOOL BUS RIDING

Hands in lap


Quiet voices

Stay seated until bus stops

Keep your seat belt tight

Sit facing forward

Be quiet at railroad crossings



CROSSING THE STREET

Wait for correct signal

When signal flashes: Don't start, but finish crossing if you have started

Start crossing, but watch for turning cars



DANGER ZONE AROUND THE BUS

The area that is 10 feet around the outside of the bus is called the **DANGER ZONE**. If you are in the danger zone it is very hard for the driver to see you if you are in it. That is why it is very important that if you drop an item you wait until the bus has left to pick it up.